

ROYALGRASS[®]



hello happiness



STUNNINGLY BEAUTIFUL ARTIFICIAL GRASS

Since 2003, Royal Grass has focused exclusively on developing, manufacturing and supplying artificial grass from the Netherlands to over 45 countries around the world.

NATURAL APPEARANCE

Our point of departure is to emulate natural grass to the best of our abilities whilst removing the drawbacks like mowing, watering and fertilising. Landscape Solutions B.V.'s use of the brand name 'Royal Grass' clarifies that this 'royal grass' is of the highest quality.

OWN MANUFACTURE IN THE NETHERLANDS

Royal Grass artificial grass is developed and manufactured in Genemuiden, the Netherlands.

The raw materials for our artificial grass are meticulously selected and tested in order to guarantee the best possible quality. Giving you years of enjoyment from your wonderfully green lawn. And after that? We can make new products from our old artificial grass and even re-use it in the production of new Royal Grass.



**made in
Holland**





9-15 YEAR WARRANTY

Royal Grass provides a 9 till 15-year warranty on its artificial grass and this guarantees your lawn will last for years.

HIGH-QUALITY RAW MATERIALS

It's thanks to our expertise in raw materials and modern manufacturing methods that we can offer this warranty. Furthermore, we invest in continual product improvement with the aim of producing the world's most natural and sustainable artificial grass.

STRONG PRODUCT

We use double backing on all our products and our REBel products even have triple backing. This increases stability and minimises shrinkage.

Thanks to the high-quality backing, the fibres are sturdily anchored, so sturdily in fact that our products are 30% stronger than the standards set for sports grass.

Royal Grass leaves you
more time to enjoy life.



WHY ROYAL GRASS?

Artificial grass not only provides an excellent solution for places where grass cannot grow well or is not permitted, it also leaves you more time to enjoy life.

No more mowing, sowing or fertilising. Enjoy a wonderfully green, issue-free oasis, year round with minimal maintenance.

LOW MAINTENANCE

A **good quality** artificial grass lawn's low maintenance gives you more time to enjoy the weather, friends, family and a delicious al fresco dinner.

No more worrying about bald spots, weeds or lawn discolouration, just pure enjoyment!

'hello happiness'

SUSTAINABLE CHOICE

Royal Grass artificial grass is 100% circular. This means that we can turn our old artificial grass into new artificial grass. Opting for Royal Grass contributes to a world without waste.

We carefully select all our raw materials, conducting extensive testing to guarantee the **highest quality**. This is why we provide a 15-year warranty on all our artificial grasses. This ensures you get years of enjoyment from your wonderful lawn.

ENDLESS OPTIONS

Round, organic shapes, super straight lines, around the pool or trampoline: with artificial grass, the options are endless.

Artificial grass can be laid anywhere – irrespective of whether your garden gets lots of sun or none at all – if you use the correct subsurface. Artificial grass always provides **an excellent solution**.



PERFECT FOR CHILDREN AND PETS

Children and pets can play to their hearts' content, carefree on your lawn without you having to worry about bald spots or holes.

Another major advantage is that artificial grass is water permeable and dries quickly. This means that no one has to wait long to be able to play mud free after rain showers.

100% SAFE

All Royal Grass' artificial grasses are **extensively tested** to be able to guarantee the safety of children and pets. Our artificial grasses have all been tested in accordance with the NEN-EN-71-3 standard and declared 100% safe. They are free of toxins that could endanger the health of children or pets.



SUSTAINABLE GREENERY

Every Royal Grass blade of grass around the world contributes to greener gardens, happier people and less waste. Our artificial grass is manufactured in a sustainable manner as well as being 100% recyclable and circular. Choosing Royal Grass artificial grass allows us all to contribute to a more sustainable future.



GREEN ENERGY

Our factory in Genemuiden (NL) has well over 6.900 solar panels. Which is no surprise seeing as we are ISO-9001 and ISO-14001 certified i.e. we adhere to stringent European environmental requirements and quality standards. This means our artificial grasses are produced in a sustainable manner.



HIGH-QUALITY RAW MATERIALS

To guarantee the best quality we solely utilise high quality, safe raw materials sourced from European suppliers. The long lifespan of our artificial grass makes our product a sustainable choice.



TACK BACK PROGRAM

In the Netherlands and Belgium, the company has containers installed at various dealers for the collection of outdated artificial grass and Royal Grass cuttings. The artificial grass waste collected is subsequently recycled into new artificial grass or new products such as picnic tables.

In this way we do our best to re-use as much material as possible.



100% CIRCULAR ARTIFICIAL GRASS

Royal Grass artificial grass is 100% circular.

This means we can manufacture new Royal Grass artificial grass from our outdated artificial grass and cuttings, thereby contributing to a more sustainable future.

Ghent University has tested the brittleness, elasticity and density quality of our recycled raw materials. This revealed that the raw materials created from recycled Royal Grass are just as strong as our original raw materials. This means

that we can completely recycle our artificial grass (with REBel backing) into new artificial grass without this impacting the standard of quality clients are accustomed to from us.

WORLD WITHOUT WASTE

Continuously innovating and working to create a sustainable future is high on Royal Grass' agenda. We are therefore very proud to be able to contribute to a sustainable future through the circularity of our products.






ROYAL GRASS COLLECTION

We manufacture artificial grass that can hardly be distinguished from the real thing. From refreshingly green grass that was mown short to lush grass with a sun-kissed look.

ROYALGRASS®
Bliss

A tall and full summer-green lawn perfect for gardens with playing children and pets.



ROYALGRASS®
Lush

Tall grass with a natural and sun-kissed summer look for a beautiful green view.



ROYALGRASS®

Blossom


An extremely soft lawn that looks great in any garden and gives a beautiful spring look due to its fresh green colour.



ROYALGRASS®

Aura

A tighter and short lawn that feels wonderfully soft under the feet and colours the garden beautifully fresh green.



ROYALGRASS®

Allure


The Allure is a 36mm tall, freshly cut grass that feels wonderfully soft on your feet.



ROYALGRASS®

Bloom

This tall lawn has a natural, verdant look which means Royal Grass Bloom can hardly be distinguished from the real thing.



ROYALGRASS®

Wave


Freshly cut grass that creates an airy, playful look thanks to the taller blades of grass, placed somewhat further apart.



ROYALGRASS®

Sense

A taller lawn, the open structure of which provides an airy, playful look.



ROYALGRASS®

Elite

A dense, lifelike lawn with seductive charm. This product gives every garden a full and beautiful lawn.



ROYALGRASS®

Oscura


The Oscura has a dark autumn look. This in combination with the full appearance makes the product inclusive for every garden.



ROYALGRASS®

Silk 25


A classic in the collection that perfectly balances look and feel.



ROYALGRASS®

Silk 35

The Silk 35's tight, dense look created using straight blades of grass, is a classic in Royal Grass' collection.



ROYALGRASS®

Seda

A classic in the collection with a tight, yet playful look.



ROYALGRASS®

PRODUCT OVERVIEW

Product names	↑mm						
Royal Grass® Bliss	52mm	✓		✓	✓	✓	✓
Royal Grass® Lush	42mm	✓		✓	✓	✓	✓
Royal Grass® Blossom	50mm		✓	✓	✓		✓
Royal Grass® Aura	30mm		✓	✓	✓		✓
Royal Grass® Allure	36mm		✓	✓	✓		✓
Royal Grass® Bloom	52mm	✓		✓	✓		✓
Royal Grass® Wave	36mm	✓		✓	✓		✓
Royal Grass® Sense	52mm	✓		✓	✓		✓
Royal Grass® Elite	35mm	✓		✓	✓		✓
Royal Grass® Oscura	52mm	✓		✓	✓		✓
Royal Grass® Silk 25	25mm	✓		✓			
Royal Grass® Silk 35	35mm	✓		✓			
Royal Grass® Seda	30mm	✓		✓			



9-15 year guarantee

Thanks to our high-quality raw materials and years of experience, you can trust Royal Grass' quality.



100% safe for children and pets

All Royal Grass artificial grasses have been fully tested according to the NEN EN 71-3 standard and contain no dangerous or toxic substances.



Sustainable

Royal Grass artificial grass is 100% recyclable and contributes to a world without waste.

INNOVATIVE TECHNOLOGIES

Our principal goal:

'We wish to perfectly emulate the characteristics of natural grass down to the smallest, microscopic details'.


To this end we have developed various groundbreaking innovations that not only emulate the visual characteristics, but also the functional properties of natural grass.

INSPIRED BY NATURE



V-Shape

The natural V-shape and reinforcing spine provide springiness, which allows the grass to stand upright better and for longer.



MiNT®

Microscopic veins along the blade of grass' length provide a mattifying effect which results in a natural shine.



ReaDY®

Just like natural grass, every blade of grass has its own growth direction which brings the artificial grass to life.



SunTEC®

Dotted about are tall, sun-kissed blades of grass which provide a natural, summery look.



Multishape®

A combination of a ReaDY grass fibre with a straight, more delicate grass fibre that together create a natural looking, soft lawn.



REBel®

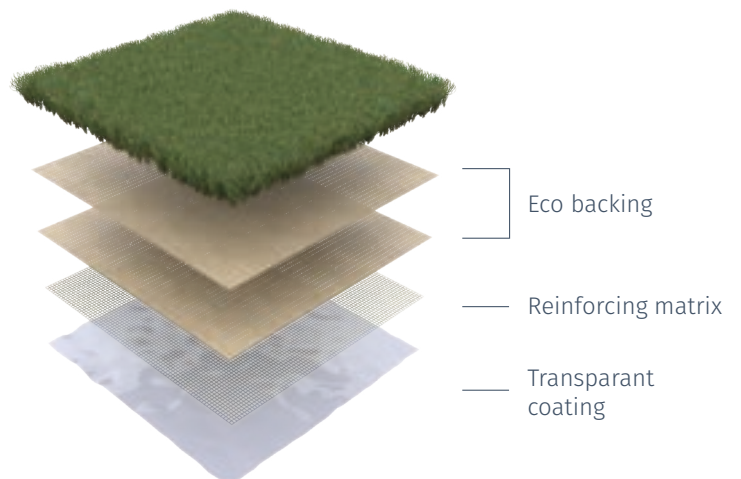
Continued innovation of our eco backing is 100% circular, lighter and also creates minimal stretching and shrinkage.

REBEL® BACKING

Our REBel backing represents the continuous evolution of the double eco backing Royal Grass has been using since 2011. New are the reinforcement matrix and the transparent coating.

REBel backing's light weight makes the installation process easier. The reinforcing matrix provides increased stability, keeping your lawn beautiful for longer, allowing you to get even more enjoyment out of it.

REBel backing consists of the same material as the artificial grass fibres, which makes the recycling process easier and we can even manufacture new artificial grass from our artificial grass waste, which makes Royal Grass 100% circular!





CARE-FREE ENJOYMENT

A sustainable solution which, with minimal maintenance, will provide great enjoyment.

5 ARTIFICIAL GRASS MAINTENANCE TIPS

Maintaining Royal Grass artificial grass is important for keeping your lawn beautiful for as long as possible. Below, 5 maintenance tips from Royal Grass' expert:

MAINTENANCE TIP 1

Regularly brush your artificial grass

Regularly brush your artificial grass. Despite all Royal Grass artificial grass products being equipped with a V-Shape, which keeps the blade of grass upright for longer, all blades will, after some time, droop or lay down. We recommend brushing the lawn at least once a year to 'wake up' the artificial grass. Giving the lawn a light brushing with a hard broom will return the artificial grass its former springiness.

MAINTENANCE TIP 2

Remove leaves and twigs

It is important to regularly remove leaves and twigs to prevent weeds growing among your artificial grass.

You can easily and quickly brush or blow the leaves off the lawn using a hard broom, a rake or leaf blower.



MAINTENANCE TIP 3

Remove weeds

Artificial grass suffers much less from weeds and moss than natural grass. Nevertheless, sometimes a little moss or a few weeds may crop up. To keep your lawn looking beautiful it is important to remove these from your lawn in a timely manner.

MAINTENANCE TIP 4

Remove urine and faeces

It doesn't matter if your pet defecates on your lawn, though it is important to quickly remove any traces and to clean the spot to prevent smells and mould.

Remove the faecal matter from the artificial grass with a bag or bowl. Then thoroughly rinse the spot with plenty of water.

MAINTENANCE TIP 5

Avoid contact with acids, paints and adhesives

Artificial grass is made of plastic and when the latter comes into contact with acids, paints or adhesives it degrades. Therefore avoid contact with these substances to prevent your lawn from discolouring or being damaged.

Tip!: Always save some of the cuttings from the artificial grass' installation so you can use it to repair any possible damage the artificial grass may incur during its lifespan.

100% SAFE FOR PETS

Royal Grass artificial grass is extremely suitable for dogs, cats and other pets. Alongside providing a safe place to play and run, artificial grass also stays beautiful for years as you will never have bald spots or holes in your lawn.

100% SAFE ARTIFICIAL GRASS

To guarantee the safety of pets we ensure that our artificial grass adheres to the NEN EN-71-3 standard. The latter is used to guarantee the safety of, among other things, toys by ensuring the product contains no unsafe or toxic substances.

All Royal Grass artificial grasses meet this standard and were found to be 100% safe. This means our artificial grass does not damage the health of pets (and children) should it accidentally be ingested. Dogs, cats and other pets can therefore play and gambol carefree on your Royal Grass lawn

BEAUTIFUL LAWN

A major advantage of artificial grass is that it is wear resistant and you will therefore get years of enjoyment from your beautiful, green lawn.

Natural grass soon develops bald spots and dents due to playing children and animals. Furthermore, water easily drains into the soil through artificial grass so you'll never have muddy feet again.

Has there been an accident on the lawn? No problem. Royal Grass lawns don't discolour or degrade. We do recommend removing faeces quickly from a hygienic standpoint and rinsing the spot with ample water.



ARTIFICIAL GRASS BY THE POOL? A GOOD IDEA!



Pools and artificial grass are the perfect combination!

Artificial grass round your pool means no more mud!

The water drains away quickly and the grass dries in no time in the sun. Another major advantage is that chlorinated water doesn't degrade the artificial grass.

The fibres will temporarily be flattened when using an aboveground pool, but they will rebound quickly after the pool has been removed and they get the heat of the sun.

Alternatively you can also brush them up with a hard broom.

THE PERFECT FLOORING FOR YOUR BALCONY

Hide that boring concrete floor and convert your balcony into an atmospheric spot by laying artificial grass!

Turn your balcony into a trendy garden with artificial grass.

Artificial grass has the major advantage that it can be laid anywhere, as long as you take drainage and a flat, stable subsurface into account.

GOOD SUBSURFACE

We recommend using drainage mats as your subsurface when laying artificial grass on your balcony so water is properly discharged and doesn't get trapped under the artificial grass as this can lead to folds developing in your lawn.

Furthermore, it is important to have a flat subsurface. Irregularities will be visible in the lawn. This is why you should pay extra attention to joints between tiles and the edges of roof coverings.



ANCHORING

To prevent the lawn shifting or being blown up along the edges, it is important to weigh it down. This can be achieved using infill sand, planters and furniture. This prevents the artificial grass shifting around, ensuring you get years of enjoyment from your wonderful balcony.

For larger surface areas we recommend contacting a Royal Grass dealer for advice.

ROYAL GRASS IS WATER PERMEABLE

**A question Royal Grass is frequently asked:
“Is artificial grass water permeable?”**

The answer is : “The answer is: “Yes! Royal Grass artificial grass is definitely water permeable!”.

Our artificial grass is manufactured to drain well. On average, Royal Grass artificial grass lets 60 litres of water per m2 through, per minute. This is because our artificial grass has holes in its backing that ensure water drains rapidly and doesn't pool on the lawn.

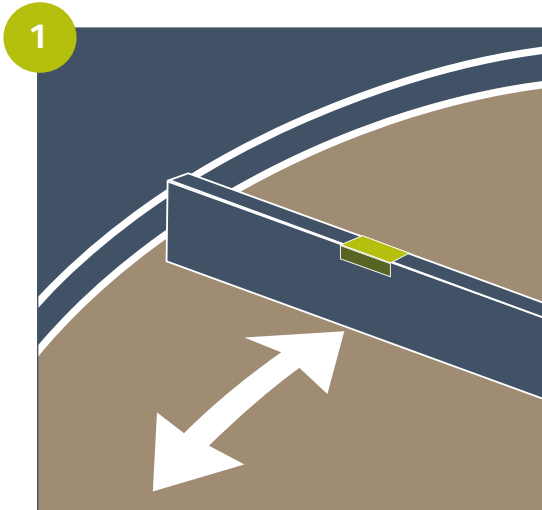
It is however important for the lawn to be properly laid! The correct subsurface ensures that the water also drains well under the artificial grass. If the water does not drain

well, folds may develop in the lawn. Good products and the correct installation contribute to good soil hydrology in your garden.



INSTALLATION MANUAL

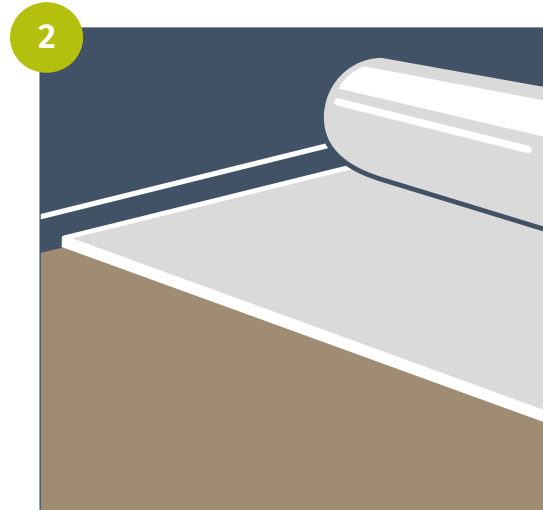
The correct laying of our artificial grass contributes to the quality of our product. Find out how to correctly install artificial grass below.



SUBSURFACE

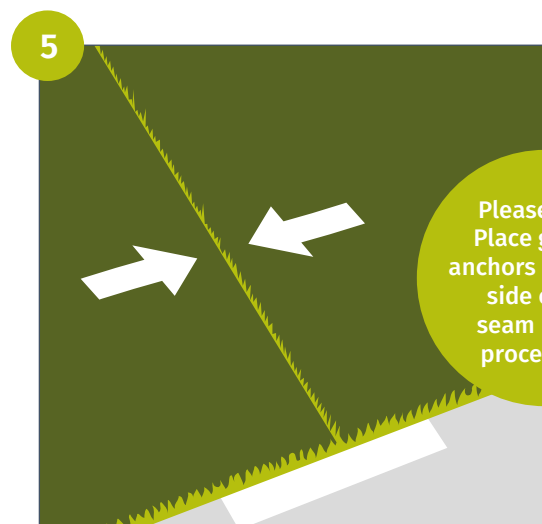
Start by creating a stable, level, water permeable subsurface.

Tip: preferably use crushed sand 0-4 mm for the subsurface.



GEOTEXTILE

Cut the geotextile to the correct dimensions, then carefully lay on the surface. To prevent the geotextile blowing up or shifting, you can anchor it with ground anchors or by moistening it with some water.

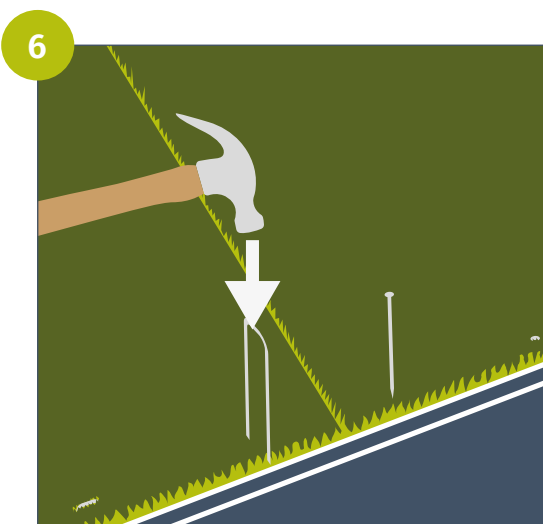


FIXING THE SEAMS

Brush the grass, then check whether the seam has been hidden neatly.

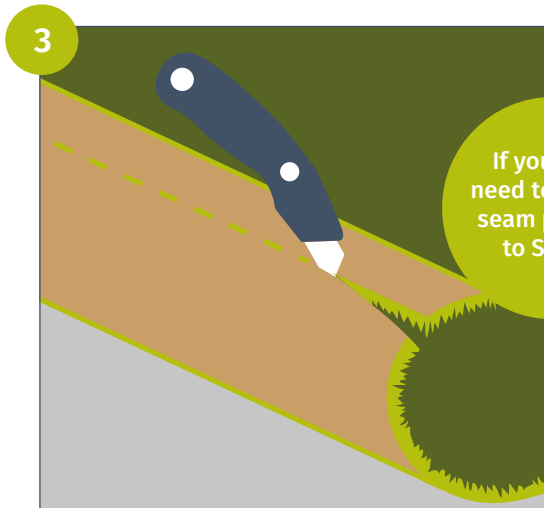
Carefully re-open the seam, then close the latter definitively using Quik seam tape or sealant and seam tape. Firmly press the grass down.

Please note!
Place ground anchors on either side of the seam before proceeding.



ANCHORING ARTIFICIAL GRASS

Neatly cut the artificial grass to size along the lawn's edges. Anchor the lawn using ground anchors or nails every 30 – 50 cm along the edges and on either side of the seam.



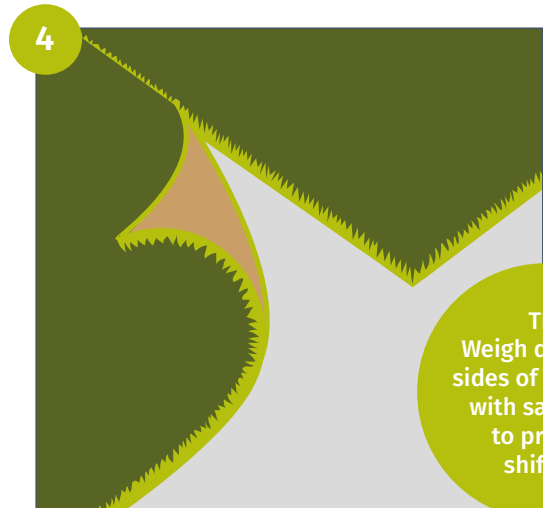
3

If you don't need to make a seam proceed to Step 6.

ROLL OUT ARTIFICIAL GRASS

Roll the artificial grass out ensuring it overlaps on all sides so that the artificial grass can be neatly cut to size. Take the growth direction into account.

Tip: 'Always make the seams before cutting the artificial grass to size along the edges!'



4

TIP!
Weigh down the sides of the seam with sandbags to prevent shifting.

SEAMING

Place the cut out sheets side by side and cut off at least two rows of tufts on either side. Ensure the distance between the two pieces of grass is identical to the distance between the rows of tufts on the artificial grass.



7

SAND IN

Brush the grass and remove any possible loose fibres. Then evenly distribute infill sand across the lawn.

Please note! Use silica sand with grains between 0.5 mm to 1 mm in diameter.



8

BRUSHING

Brush in the sand using a hard broom or mechanical brush so the sand disappears among the grass.

Tip: Be careful along the seams so these do not come loose.





ROYALGRASS[®]

hello happiness

